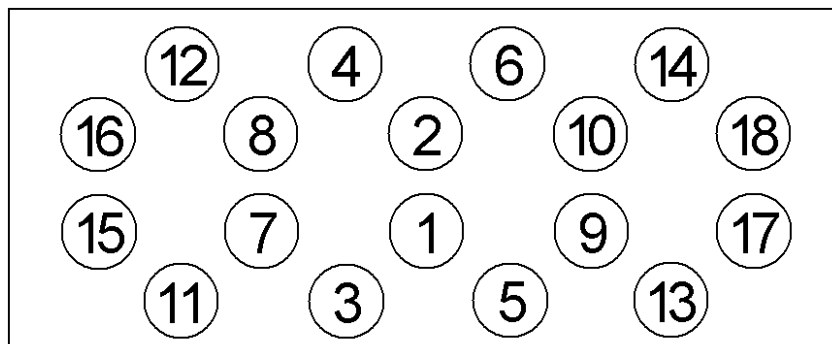
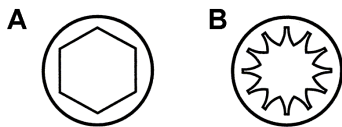



Anziehvorschrift Zylinderkopf**Tightening Instructions for Cylinder Head****Instructions de serrage pour culasse****Prescripciones de apriete para culatas****776.786**passend für / suitable for
adaptable à / adaptable a**Mercedes-Benz****Das Original**Schraubenkopf / Head shape Anziehreihenfolge/Tightening sequence/Ordre de serrage/Orden de apriete
Tête de vis / Cabeza de tornillo

820.199

M 12x104/119/144


Anziehen/
Tightening/
Serrage/
Apriete

M 12 A



70 Nm

90 Nm



10 min

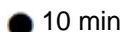
100 Nm

M 12 B



40 Nm

70 Nm




10 min

> 90°

> 90°

M 8



25 Nm

Zeichenerklärung / Explanations / Explication / Explicacion

	neue Zylinderkopfschrauben verwenden	use new cylinder head bolts	utiliser des vis neuves	emplar tornillos nuevos
*	Warmlauf (80°C)	warm up time (80°C)	chauffage (80°C)	calentamiento (80°C)
	Schrauben einzeln lösen und wieder anziehen	loosen and tighten each bolt	deserrer et serrer vis par vis	aflojar y apretar tornillo a tornillo
●	Setzzeit	relaxation time	durée de tassement	tiempo de espera
>	Drehwinkel	torque angle	angle de serrage	ángulo de giro

Motortyp / Engine type / Type de moteur / Tipo de motor**Elring-Serviceteam**

Fon +49 7123 724 799

Fax +49 7123 724 798

service@elring.de

24/06/03

776.786